LILLIPUT® 12G-SDI Signal Generator

LILLIPUT
12G SIGNAL GENERATOR
SG-12G
Cpu : 48.10 °C
14:50:48
Mode
HD
Raster
1920x1080
Refresh
p23.98
Sampling
YCbCr_422_10bits
PATTERN
MODE
AUDIO
OPTION
SYSTEM
SHORTCUT
OK
EXIT
Pattern
Mode
Audio
Option
System
Fn

Model NO.:

SG-12G

- SDI and fiber signals with all video formats up to 4096×2160/60p
- SDI signal supports Single/Dual/Quad Links

12G-SDI **12G-SFP** **Metal Housing**

Built-in **5000mAh** battery with about **2.5 hours** working time.

Pattern Measurement

To test color temperature and gray scale of monitor with various types of patterns, such as color bar, monochrome display and customized pictures.

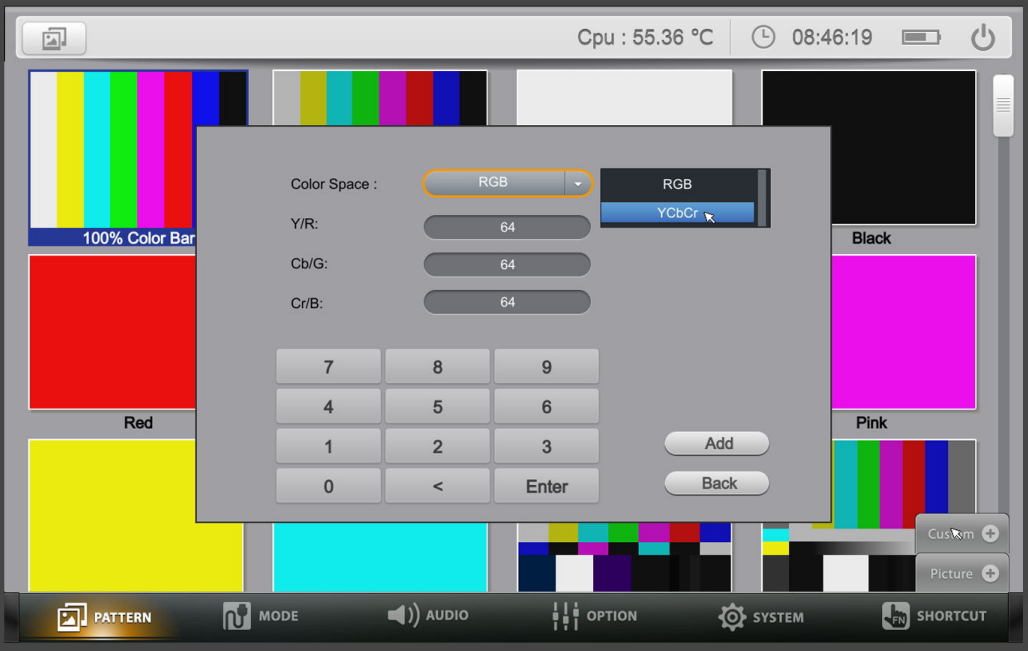
Cpu : 55.36 °C 08:46:19

Color Space : RGB

Y/R: 64

Cb/G: 64

Cr/B: 64

RGB
YCbCr
7
8
9
4
5
6
1
2
3
0
<
Enter
Add
Back
100% Color Bar
Black
Red
Pink
Custom
Picture
PATTERN
MODE
AUDIO
OPTION
SYSTEM
SHORTCUT

Preset & importable patterns

Custom

Free to create any color picture, based on two differenet color space -
- RGB or YCbCr.

Picture

Built-in a plenty of preset patterns, and user-definable pictures imported to the generator to meet various test requirements.



Mode

Mode Options

Selection among of 12G-SDI/6G-SDI/3G-SDI/HD-SDI/SD-SDI signal formats.

Raster

Raster Options

Different resolutions options corresponding to different Modes.

Refresh

Refresh Options

Different Raster rates corresponding to different Modes & Raster.

Sampling

Sampling Options

Different GBR & YCbCr sampling rates based on the above options.

Signal Compatibility

Supports SD, HD, 3G, 6G and 12G-SDI signals; SDI and Fiber signals up to 4K 60Hz. SDI conversion among of different link structures, SQ and 2SI.

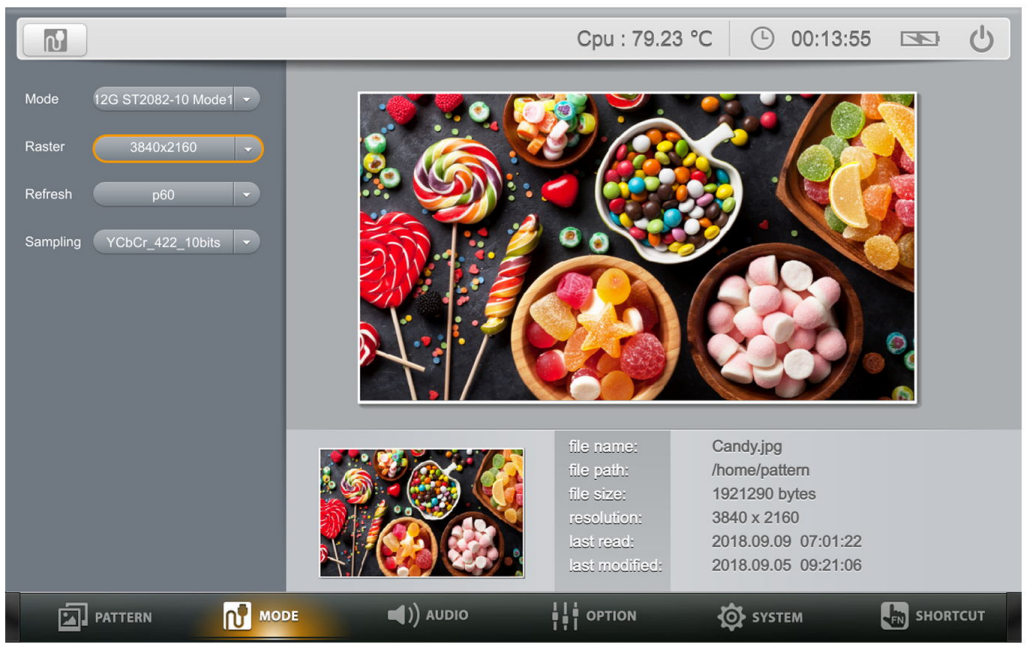

PATTERN
MODE
AUDIO
OPTION
SYSTEM
SHORTCUT

Cpu : 79.23 °C
00:13:55

Mode: 12G ST2082-10 Mode1
Raster: 3840x2160
Refresh: p60
Sampling: YCbCr_422_10bits

file name: Candy.jpg
file path: /home/pattern
file size: 1921290 bytes
resolution: 3840 x 2160
last read: 2018.09.09 07:01:22
last modified: 2018.09.05 09:21:06

Audio Monitoring

A comprehensive audio monitoring tool supprots up to 16 channels embedded AES/EBU audio, with -60dB to 0dB range. And a 20 to 20000 frequency.

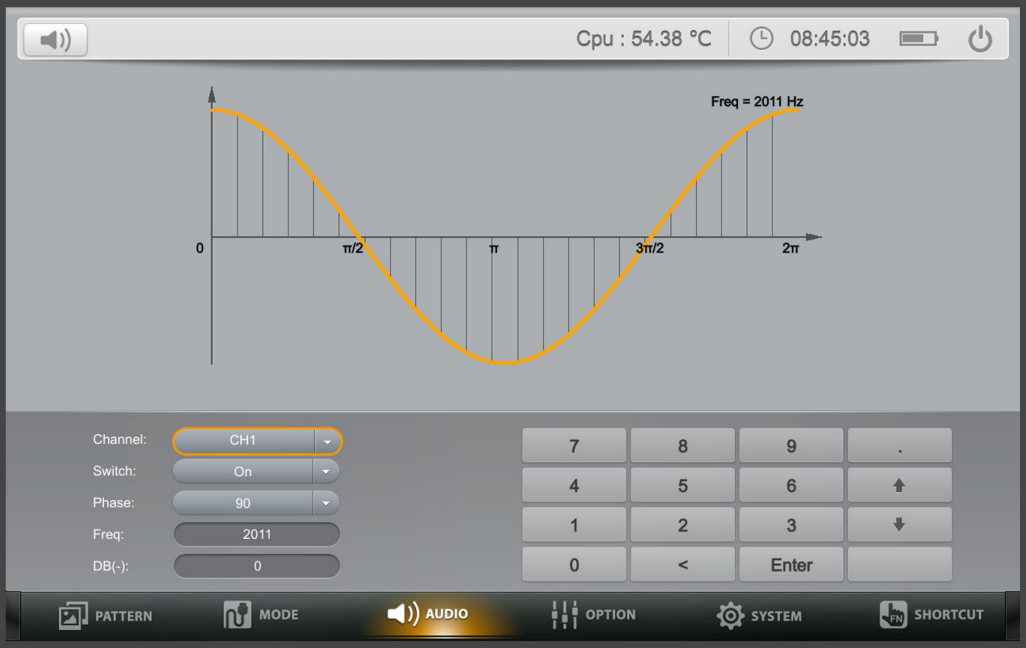

Freq = 2011 Hz
0
π/2
π
3π/2
2π
7
8
9
.
4
5
6
1
2
3
0
<
Enter
PATTERN
MODE
AUDIO
OPTION
SYSTEM
SHORTCUT

Cpu : 54.38 °C
08:45:03

Channel: CH1
Switch: On
Phase: 90
Freq: 2011
DB(-): 0

Channel

Channel Options

16-channel SDI audio ranges from CH0 to CH15 for optional.

Switch

Switch Options

Off, On, All Off and All On are optional for 16-channel audio switch.

Phase

Phase Options

Options among of 0, 90, 180 and 270 for phase.

Freq

Frequency Options

Freq options can be customized from 20 to 20000 by users.

DB(-)

DB(-) Options

Freq options can be customized from -60bB to 0dB by users.

Option Auxiliary

For solutions with various applications, the "Option" of device offers Overlay, Timecode and Ref In functions for users to analyse different signals and formats.

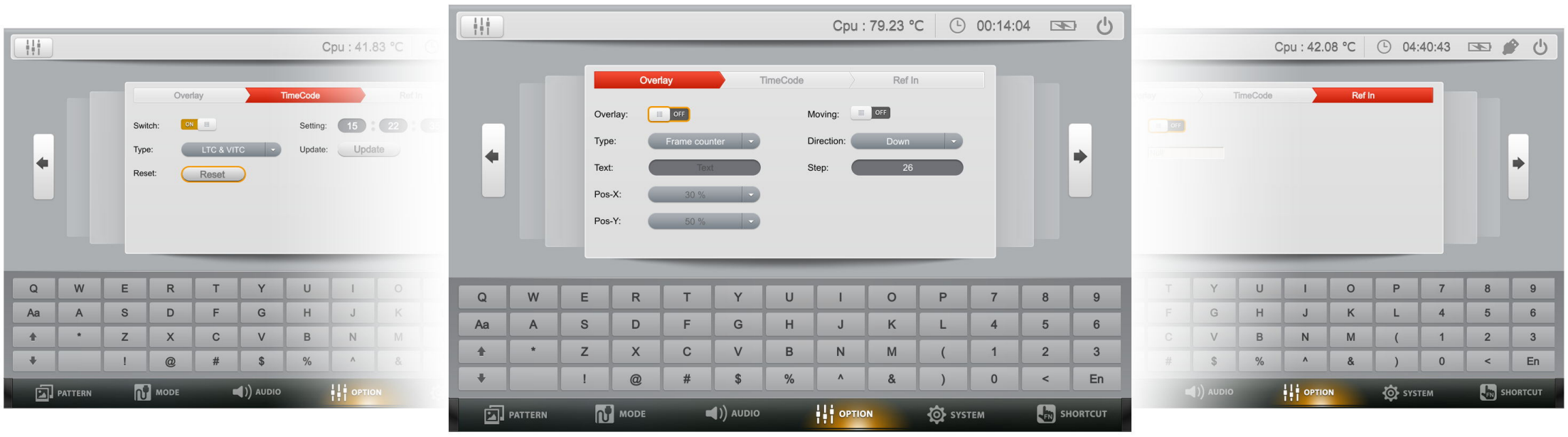

Overlay
TimeCode
Ref In
Update
Reset
Q
W
E
R
T
Y
U
I
O
P
7
8
9
Aa
A
S
D
F
G
H
J
K
L
4
5
6
Z
X
C
V
B
N
M
(
1
2
3
!
@
#
$
%
^
&
)
0
<
En
PATTERN
MODE
AUDIO
OPTION
SYSTEM
SHORTCUT

Cpu : 41.83 °C

Switch: ON
Type: LTC & VITC
Reset: Reset
Setting: 15 : 22
Update: Update

Cpu : 79.23 °C
00:14:04

Overlay: OFF
Type: Frame counter
Text: Text
Pos-X: 30 %
Pos-Y: 50 %
Moving: OFF
Direction: Down
Step: 26

Cpu : 42.08 °C
04:40:43



Ring Type

Ring type for optional under Overlay function

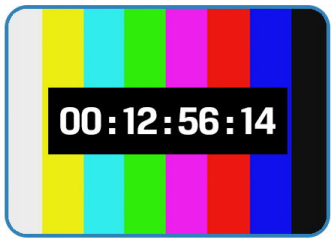

Frame Counter Type

Frame counter type for optional under Overlay function.

Time Code

Supports Linear time code(LTC) and Vertical interval time code(VITC).

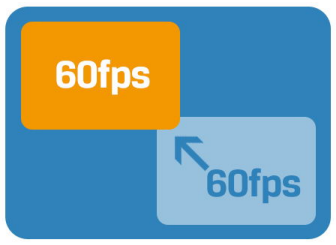
60fps
60fps

Ref In

Ref In used for frame synchronization to ensure input & output frames simultaneously.

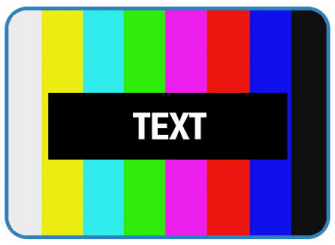

Character Type

Character type for optional under Overlay function.
Text input will be displayed based on the specific X and Y axis that can be preset.

Moving Direction

The moving of 3 types can be customized with 4 directions and prefered steps.

FN (Shortcut)

User-definable functions as shortcuts with great convenience.

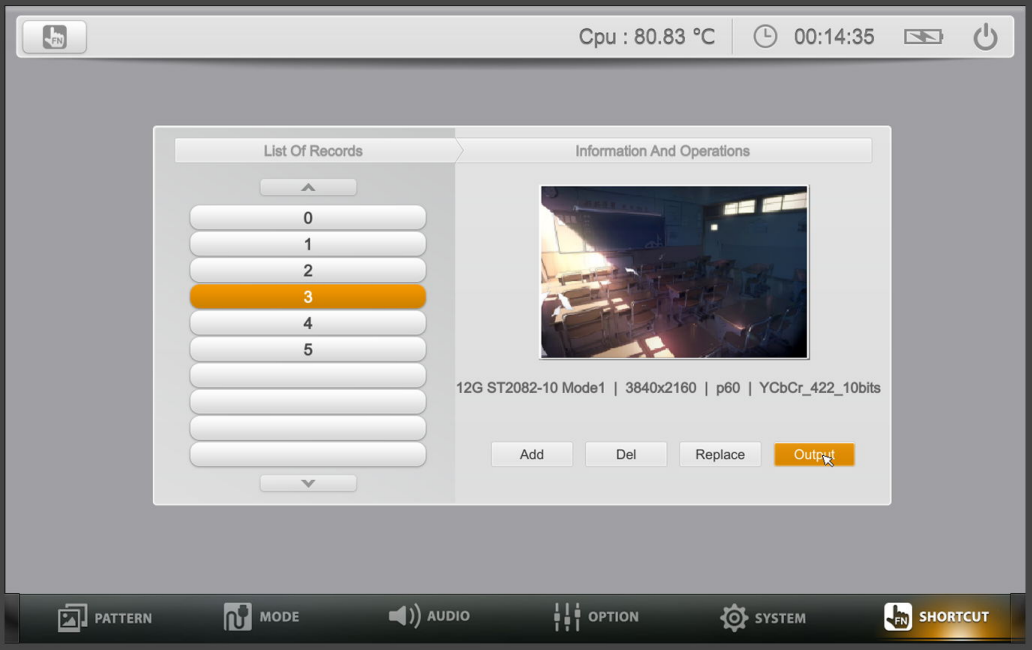
Cpu : 80.83 °C
00:14:35
List Of Records
Information And Operations
0
1
2
3
4
5
Add
Del
Replace
Output
PATTERN
MODE
AUDIO
OPTION
SYSTEM
SHORTCUT

12G ST2082-10 Mode1 | 3840x2160 | p60 | YCbCr_422_10bits

Function Shortcut

Supports more than one hundred shortcut functions.
For time-saving and high efficient when testing, users can manage shortcut functions through Add, Del, Replace and Output operations.


12G SIGNAL GENERATOR SG-12G
LILLIPUT
12G SFP
12G SDI OUT1
12G SDI OUT2
3G SDI OUT3
3G SDI OUT4
REF.IN
USB COM
LAN
DC 12V
12G-SFP out
12G-SDI out 1
12G-SDI out 2
3G-SDI out 3
3G-SDI out 4
REF. IN
USB
COM
LAN
POWER

- Support 12G-SDI fiber signals

- **12G-SDI output×2**
  It supports single/dual/quad-link signal outputs, and backward compatible with 6G-SDI, 3G-SDI, HD-SDI & SD-SDI signals.

- **3G-SDI output×2**
  It supports 3G-SDI signal outputs, and backward compatible with HD-SDI & SD-SDI signals.

- For frame synchronization

- **USB**
  USB used for external devices, such as USB flash disk, mouse and keyboard, etc.

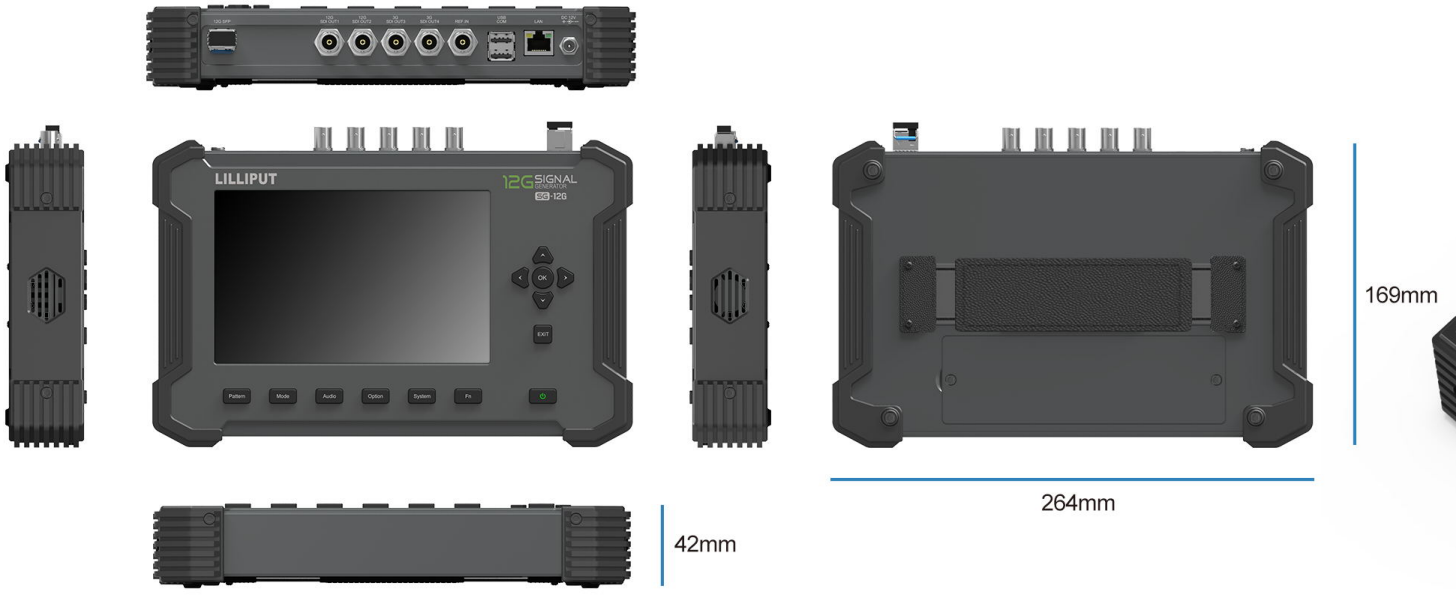
LILLIPUT
12G SIGNAL
169mm
264mm
42mm

Silicon Rubber

Rugged silicon rubber design, providing an overall protection from drop and shock.

SPECIFICATIONS | ACCESSORIES

DISPLAY	Display Screen	7” IPS
	Physical Resolution	1280×800
	Aspect Ratio	16:10
	Brightness	400cd/m²
	Contrast	800:1
	Viewing Angle	178°/178°(H/V)
INPUT	REF	1
	USB	2
OUTPUT	12G-SDI	2
	3G-SDI	2
	FIBER	1
POWER	Current	≤2.3 (12V)
	Input Voltage	DC10-15V
	Power Consumption	≤27W
	Built-in Battery	5000mAh
ENVIRONMENT	Operating Temperature	-10℃ ~ 60℃
	Storage Temperature	-30℃ ~ 70℃
DIMENSION	Dimension(LWD)	264×169×42mm
	Weight	3kg

Note: Due to constant effort to improve products and product features, specifications may change without notice.

12G-SDI Signal Format

Single-link 12G ST 2082-10 Mode 1 **Dual-link 2×6G** ST 2081-11 Mode 1 **Quad-link SQ/2SI** 4×3G-SDI Level A/Level B ST 425-5	4096×2160 3840×2160	23.98p/24p/25p/29.97p/30p	GBR 4:4:4 10bits
			GBR+A 4:4:4:4 10bits
			YCbCr 4:4:4 10bits
			YCbCr+A 4:4:4:4 10bits
			GBR 4:4:4 12bits
			YCbCr 4:4:4 12bits
			YCbCr 4:2:2 12bits
		47.95p/48p/50p/59.94p/60p	YCbCr 4:2:2 10bits

6G-SDI Signal Format

Single-link 6G ST 2081-10 Mode1 **Dual-link 2×3G/Quad-link 4×HD** 2×3G-SDI Level B SQ/2SI 4×1.5G-SDI SQ ST 425-3	4096×2160 3840×2160	23.98p/24p/25p/29.97p/30p	YCbCr 4:2:2 10bit
Single-link 6G ST 2081-10 Mode 2	2048×1080 1920×1080	47.95p/48p/50p/59.94p/60p	GBR 4:4:4 10bit
			GBR+A 4:4:4:4 10bit
			YCbCr 4:4:4 10bit
			YCbCr+A 4:4:4:4 10bit
			GBR 4:4:4 12bit
			YCbCr 4:4:4 12bit
			YCbCr 4:2:2 12bit

Backward compatible with 3G-SDI/HD-SDI/SDI signal formats

ACCESSORIES

12V 3A Power Adapter

Water-Proof Suitcase

User Manual

WWW.LILLIPUT.COM

ZHANGZHOU LILLIPUT ELECTRONIC TECHNOLOGY CO., LTD.
Add：Zong Si Road, Lan Tian Economic Development Zone, Zhang Zhou, Fu Jian, 363005, China
Tel: +86-596-2109661/2109323 Fax: +86-596-2109611 Email: sales@lilliput.com