







Hollyland Wireless Video Transmission System Comparison

	Mars 400S Pro II	Mars 400S Pro	Mars 4K	Mars 300 Pro	Cosmo C1	Syscom 421S
Range	450ft (150m)	400ft (120m)	450ft (150m)	300ft (100m)	1000ft (300m)	1800ft (550m)
Picture						
Package	1TX & 1RX	1TX & 1RX	1TX & 1RX	1TX & 1RX	1TX & 1RX	4TX & 1RX
Latency	0.07s	0.1s	0.06s	0.1s	0.04s	0.07s
Frequency	5GHz	5GHz	5GHz	5GHz	5GHz	5GHz
Code Rate	6-12Mbps	8-12Mbps	8-20Mbps (12Mbps)	6-8Mbps	12Mbps	8Mbps
Live Streaming	Live Streaming Via App	Live Streaming Via App	Live Streaming Via App (iOS Only)	Live Streaming Via App (iOS Only)	Embedded UVC	Yes (RTSP)
Auto Frequency Hopping	No	No	No	No	Yes	No
Channel Scan	Yes (App + RX)	Yes (App + RX)	Yes (App + RX)	Yes (App + RX)	Yes (RX)	Yes (RX)
App Monitoring	Yes (Up to 4 App or 2 RX or 1 RX + 2 App)	Yes (Up to 4 App or 2 RX or 1 RX + 2 App)	Yes (Up to 4 App or 2 RX or 1 RX + 2 App)	Yes (Up to 3 App or 1 RX + 2 App)	No	No
Power Option	DC Power Source (6V-16V) USB Type-C Power Source (5V/2.5A, Not Supporting the QC and PD Protocols) NP-F Battery (6.8V-8.4V)	L-Series Battery USB Type-C Power Source 12V DC Power Source	DC Power Source (6V-16V) USB Type-C Power Source (5V/2.5A, Not Supporting the QC and PD Protocols) NP-F Battery (6.8V-8.4V)	L-Series Battery USB Type-C Power Source	L-Series Battery USB Type-C Power Source 12V DC Power Source	TX: L-Series Battery 12V DC Power Source RX: V-Series Battery 12V DC Power Source

	Mars 400S Pro II	Mars 400S Pro	Mars 4K	Mars 300 Pro	Cosmo C1	Syscom 421S
Interface	TX: HDMI 1.4b IN (Type-A Female) *1 3G-SDI IN *1 RX: HDMI 1.4b OUT (Type-A Female) *1 3G-SDI OUT *1	TX: SDI IN *1 HDMI IN *1 RX: SDI OUT *1 HDMI OUT *1	TX: HDMI 1.4b IN (Type-A Female) *1 3G-SDI IN *1 RX: HDMI 1.4b OUT (Type-A Female) *1 3G-SDI OUT *1	TX: HDMI LOOPOUT *1 HDMI IN *1 RX: HDMI OUT *2	TX: SDI LOOPOUT *1 SDI IN *1 HDMI IN *1 RX: SDI OUT *2 HDMI OUT *1	TX: SDI IN *1 HDMI IN *1 RX: SDI OUT *4 HDMI OUT *4
Input/Output Video Format On TX	HDMI: 720p50/59.94/60 1080i50/59.94/60 1080p23.98/24/25/29.97/30 1080p50/59.94/60 SDI: 720p60/59.94/50 1080p60/59.94/50(Level A) 1080p60/59.94/50(Level B) 1080i60/59.94/50 1080p30/29.97/25/24/23.98 1080psf24/23.98 1080psf30/29.97/25	HDMI: 480p60 576p50 720p50/59.94/60 1080i50/59.95/60 1080p23.98/24/25/29.9/30 1080p50/59.94/60 SDI: 720p60/59.94/50 1080p60/59.94/50 (Level A) 1080p60/59.94/50 (Level B) 1080i60/59.94/50 1080p30/29.97/25/24/23.98 1080psf25 1080psf24/23.98	HDMI: 720p50/59.94/60 1080p23.98/24/25/29.97/30 1080p50/59.94/60 1080i50/59.94/60 3840*2160 24/25/30 SDI: 1080p50/59.94/60 (Level A) 1080p50/59.94/60 (Level B) 1080p23.98/24/25/29.97/30 1080psf23.98/24 1080psf25/29.97/30 720p50/59.94/60 1080i50/59.94/60	HDMI: 480p60 576p50 720p50/59.94/60 1080i50/59.95/60 1080p23.98/24/25/29.9/30 1080p50/59.94/60 SDI: 720p50/59.94/60 1080i50/59.95/60 1080p23.98/24/25/29.9/30 1080p50/59.94/60 1080p60/59.94/50 (Level A) 1080p60/59.94/50 (Level B) 1080p60/59.94/50 1080p30/29.97/25/24/23.98 1080psf25 720p60/59.94/50 1080psf24/23.98	HDMI: 480p60 576p50 720p50/60 1080i50/60 1080p24/25/30/50/60 SDI: 720p50/60 1080i50/60 1080p24/25/30/50/60	
Input/Output Video Format On RX	HDMI: 720p50/60 1080i50/60 1080p24/25/30 1080p50/60 SDI: 1080p60/50(Level A) 1080i60/50 1080p30/25/24 1080psf24 720p60/50	HDMI: 480p60 576p50 720p50/60 1080i50/60 1080p24/25/30 1080p50/60 SDI: 1080p60/50 (Level A) 1080i60/50 1080p30/25/24 720p60/50 1080i50/1080i60	HDMI: 720p50/59.94/60 1080p50/59.94/60 1080p23.98/24/25/29.97/30 1080i50/59.94/60 3840*2160 24/25/30 SDI: 720p50/59.94/60 1080p24/25/30 1080p50/59.94/60 (Level A) 1080p23.98/24/25/29.97/30 1080i50/59.94/60	HDMI: 480p60 576p50 720p50/60 1080i50/60 1080p24/25/30 1080p50/60 1080i50/60 1080p24/25/30 1080p50/60 SDI: 1080p60/50 (Level A) 1080i60/50 1080p30/25/24 1080psf25/24 720p60/50	HDMI: 480p60 576p50 720p50/60 1080i50/60 1080p24/25/30/50/60 SDI: 720p50/60 1080i50/60 1080p24/25/30/50/60	