

# ASTRA 1x1 FAMILY

The next generation of LED panels



## ASTRA 1x1 BI-COLOR

shown with optional Communications Module

# ASTRA 1x1 FAMILY

## Welcome to the new standard in professional LED panels.

The family of innovative ASTRA 1x1 fixtures are built on the legacy of the original 1x1 panel, which revolutionized the lighting industry. Every design element of these next generation panels has been meticulously crafted to deliver a new standard in the form and function needed for independent and field production as well as Studio installations.

Following the Litepanels tradition of a one square foot form factor, the ASTRA 1x1 fixtures are designed with upgraded technology, featuring select premium quality, high CRI surface mount LEDs, paired with custom designed TIR optics. These tightly binned LEDs and fine-tuned optics provide the ASTRA 1x1s with superior color reproduction and a light output that is brighter than the original 1x1 panel with 5mm LEDs, providing greater flexibility than ever before.

The ASTRA 1x1 range of professional LED panels include Daylight, Tungsten and tunable Bi-Color models.



ASTRA 1 x 1

### MODELS:

Bi-Color - 935-1003  
Daylight - 935-1001  
Tungsten - 935-1002



ASTRA 1 x 1 EP

### MODELS:

Bi-Color - 935-2003  
Daylight - 935-2001



ASTRA 1 x 1 E

### MODELS:

Bi-Color - 935-4003  
Daylight - 935-4001

- Offers up to 538 Footcandles at 5 feet/1.5m
- Intelligent thermal management system  
passive or active cooling • Passive • Active
- Max power draw 110W
- Comparable output 2000W T Softlight

- Offers up to 291 Footcandles at 5 feet/1.5m
- Passive cooling
- Max power draw 55W
- Comparable output 1000W T Softlight

- Offers up to 155 Footcandles at 5 feet/1.5m
- Passive cooling
- Max power draw 30W
- Comparable output 500W T Softlight














## ADVANTAGES

- Output is more powerful than the original 1x1 LED panels
  - ASTRA 1x1 =>4X Brighter
  - ASTRA 1x1 EP Series =>2X brighter
  - ASTRA 1x1 E Series =>1X brighter
- High performance LEDs with custom paired optics
  - Higher intensity = Longer throw = Wider effective illuminated area
- Superior color reproduction
  - High color rendition (CRI) TLCI rated
  - Accurate color temperatures
- Ultra-smooth dimming from 100% to 0
  - No noticeable color shift throughout the entire range
  - Flicker-free at any frame rate or shutter angle
- Efficient thermal management
  - Completely silent passive cooling mode
  - Ultra-quiet active cooling mode with double light output (Not available in ASTRA 1x1 E & EP Series)

## FEATURES

- Flexible, modular concept
  - Optional communications module allows the brightness, color temperature and cooling mode to be controlled via DMX512 protocol
  - Optional yoke mounted Gold Mount® or V-Mount battery plates
  - External power supply
  - Field replaceable fan module (Not available in ASTRA 1x1 E & EP Series)
- Modern fixture design
  - Easily identifiable and ergonomic manual controls for dimming, color and power status
  - Aluminum I-beam core construction to provide maximum durability and superior thermal management
  - Aluminum accessory mounting points and lens/filter rails
  - End cap exhaust vents angle downward to direct air flow away from the fixture and help prevent foreign material from entering
  - Durable, industry standard 3-pin XLR locking power connector
- Custom curved yoke design
  - Wide, unobstructed tilt range
  - Yoke mounted power supply and optional battery plates with dual integrated cable guides
  - Removable TVMP connector for flexible mounting options
  - Two alternate ¼-20 mounting points

## OPTIONAL ACCESSORIES

<b>900-3518</b>	Pole Operated Yoke for ASTRA 1x1	
<b>900-3507</b>	A/B Gold Mount® Battery Bracket with P-Tap to 3-pin XLR cable	
<b>900-3508</b>	A/B V-Mount Battery Bracket with P-Tap to 3-pin XLR cable	
<b>900-0024</b>	P-Tap to 3-pin XLR cable	
<b>900-3503</b>	ASTRA 1x1 5-piece CTO Gel Set with Bag	
<b>900-3504</b>	ASTRA 1x1 5-piece CTB Gel Set with Bag	
<b>900-3505</b>	ASTRA 1x1 Individual Gel – Opal Frost Diffusion	
<b>900-3506</b>	ASTRA 1x1 Nanoptic Lens Set with Bag	
<b>900-0026</b>	Snapbag Softbox for ASTRA 1x1 and Hilio D12/T12	
<b>900-0027</b>	Cloth Set for Snapbag Softbox for ASTRA 1x1 and Hilio D12/T12	
<b>900-0028</b>	40° Snapgrid Eggcrate for Snapbag Softbox for ASTRA 1x1 and Hilio D12/T12	
<b>900-3509</b>	Fixture Cover for ASTRA 1x1	
<b>900-3501</b>	ASTRA 1x1 DMX (RJ-45) Communications Module	

## ASTRA 1x1 FAMILY SPECIFICATIONS

### Color Temperatures

ASTRA 1x1 Series:

Daylight - 935-1001

Tungsten - 935-1002

Bi-Color (Tungsten-Daylight) - 935-1003

ASTRA 1x1 EP Series:

Daylight - 935-2001

Bi-Color (Tungsten-Daylight) - 935-2003

ASTRA 1x1 E Series:

Daylight - 935-4001

Bi-Color (Tungsten-Daylight) - 935-4003

**Size** 17.7x16.3x5.3" / 45x41.3x13.4cm

**Weight** 7 lbs / 3.2kg

**Power Requirements** 13-24V DC / 100-240VAC

### Maximum Power Draw

ASTRA 1x1 110W

ASTRA 1x1 EP series 55W

ASTRA 1x1 E Series 30W

**Power Supply** 24V DC via AC Adapter

**Includes** Fixture, Yoke, Power Supply, US & EU Power Cords

# ASTRA 1x1 FAMILY

## PHOTOMETRICS

### ASTRA 1x1

**ASTRA 1x1: BI-COLOR** - beam angle: 46°

ASTRA 1x1: BI-COLOR DAYLIGHT		
Distance	Footcandles	LUX
5 ft. / 1.5m	425	4577
10 ft. / 3m	106	1144
15 ft. / 4.6m	475	509

ASTRA 1x1: BI-COLOR TUNGSTEN		
Distance	Footcandles	LUX
5 ft. / 1.5m	349	3758
10 ft. / 3m	87	940
15 ft. / 4.6m	39	418

**ASTRA 1x1: DAYLIGHT** - beam angle: 43°

ASTRA 1x1: DAYLIGHT		
Distance	Footcandles	LUX
5 ft. / 1.5m	538	5795
10 ft. / 3m	135	1449
15 ft. / 4.6m	60	644

**ASTRA 1x1: TUNGSTEN** - beam angle: 44°

ASTRA 1x1: TUNGSTEN		
Distance	Footcandles	LUX
5 ft. / 1.5m	399	4300
10 ft. / 3m	100	1075
15 ft. / 4.6m	44	478

## THE LITEPANELS DIFFERENCE

- Full spectrum quality soft light, with visually accurate color temperature
- The widest variety of LED fixtures available, with flexible AC or DC power options
- Smooth dimming from 100% to 0, with no noticeable color shift
- Flicker-free performance at any frame rate or shutter angle
- Controlled current and thermal management for long LED life
- Efficient power management delivers low power consumption and enhanced reliability
- Engineered and designed in Los Angeles, CA

### ASTRA 1x1 EP

**ASTRA 1x1 EP: BI-COLOR** - beam angle: 44°

ASTRA 1x1 EP: BI-COLOR DAYLIGHT		
Distance	Footcandles	LUX
5 ft. / 1.5m	291	3132
10 ft. / 3m	73	783
15 ft. / 4.6m	32	348

ASTRA 1x1 EP: BI-COLOR TUNGSTEN		
Distance	Footcandles	LUX
5 ft. / 1.5m	223	2395
10 ft. / 3m	56	599
15 ft. / 4.6m	25	266

**ASTRA 1x1 EP: DAYLIGHT** - beam angle: 44°

ASTRA 1x1 EP: DAYLIGHT		
Distance	Footcandles	LUX
5 ft. / 1.5m	319	3435
10 ft. / 3m	80	859
15 ft. / 4.6m	36	382

### ASTRA 1x1 E

**ASTRA 1x1 E: BI-COLOR** - beam angle: 44°

ASTRA 1x1 E: BI-COLOR DAYLIGHT		
Distance	Footcandles	LUX
5 ft. / 1.5m	155	1665
10 ft. / 3m	39	416
15 ft. / 4.6m	13	185

ASTRA 1x1 E: BI-COLOR TUNGSTEN		
Distance	Footcandles	LUX
5 ft. / 1.5m	118	1274
10 ft. / 3m	30	318
15 ft. / 4.6m	13	142

**ASTRA 1x1 E: DAYLIGHT** - beam angle: 44°

ASTRA 1x1 E: DAYLIGHT		
Distance	Footcandles	LUX
5 ft. / 1.5m	158	1696
10 ft. / 3m	39	424
15 ft. / 4.6m	18	188

Litepanels, a Vitec Group brand, was founded in 2001 by five professional gaffers and engineers who saw the future and pioneered LED (light emitting diode) lighting for motion pictures, television, and the audio-visual industry. Their Emmy® award-winning technology has now been used on thousands of productions worldwide and is trusted by the world's leading broadcast organizations. Litepanels continues to expand its suite of flicker-free, color accurate, fully-dimmable soft lights that talent and lighting directors admire. These environmentally friendly fixtures can pay for themselves with power savings and long life, setting a new standard in professional lighting.